



TES-11143

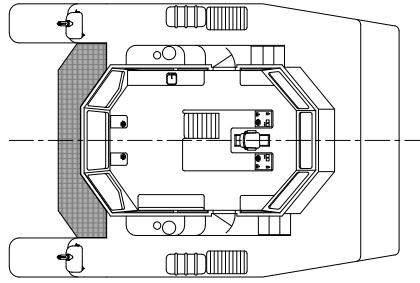
111' x 43' Multi-Purpose Tug

This vessel is designed to perform Harbor Ship Assist, Open Water Escort, Salvage and Open Water Line Haul. A half Foc'sle arrangement forward creates a higher freeboard for open water operations in weather while keeping the bow escort winch low to the waterline. A deep skeg forward maximizes escort performance without compromising vessel maneuverability.

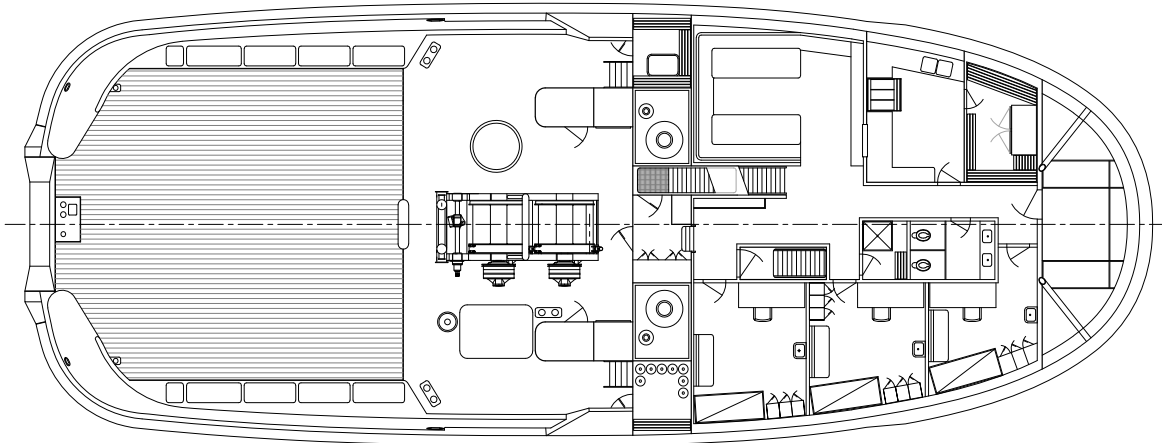
There is a single drum escort winch forward for escort work and a double drum winch aft for towing, light anchor and salvage work. Twin capstans/vertical catheads handle lines and anchor chain are also installed. For salvage work, there is a large Heila Model 170 knuckle-telescoping boom crane located aft. A RIB rescue/work boat is stowed just aft of the deckhouse and Niigata Z-Drives fitted with slipping clutches allow fire pump installation off each Caterpillar 3516 C Main Engine. There is 360 degree visibility from the helm, with control stations forward and aft. The Main Deck includes a large provisions storage area for ready access. Staterooms, a Galley, and Mess can accommodate a crew of up to 15.

Overall Dimensions

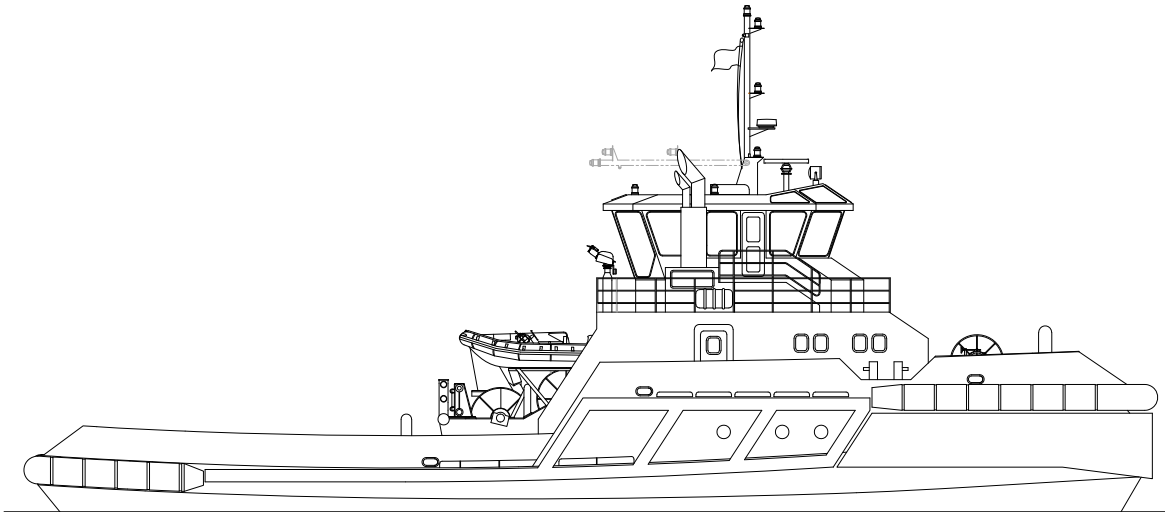
Molded Length	111'-5"	Main Engines	2 x CAT 3516C
Molded Breadth	42'-8"	Auxiliary Engines	2 x CAT C9, 215 kW
Molded Depth	18'-1"	Horsepower	Up to 6,300 BHP
Construction	Steel	Propulsion	2 x Niigata ZP-41 Z-Drives
Light Draft	16'-5" amidships	Hawser Winch	Fwd-JonRie Series 230
Bollard Pull	178,000 lbs		Aft-JonRie Series 522
Fuel Oil	117,00 gal		Double Drum
Lube Oil	500 gal	Tonnage	(Reg) <200
Berths	15		(Int'l) <500



BRIDGE DECK



MAIN DECK



OUTBOARD PROFILE