

FTF-35260

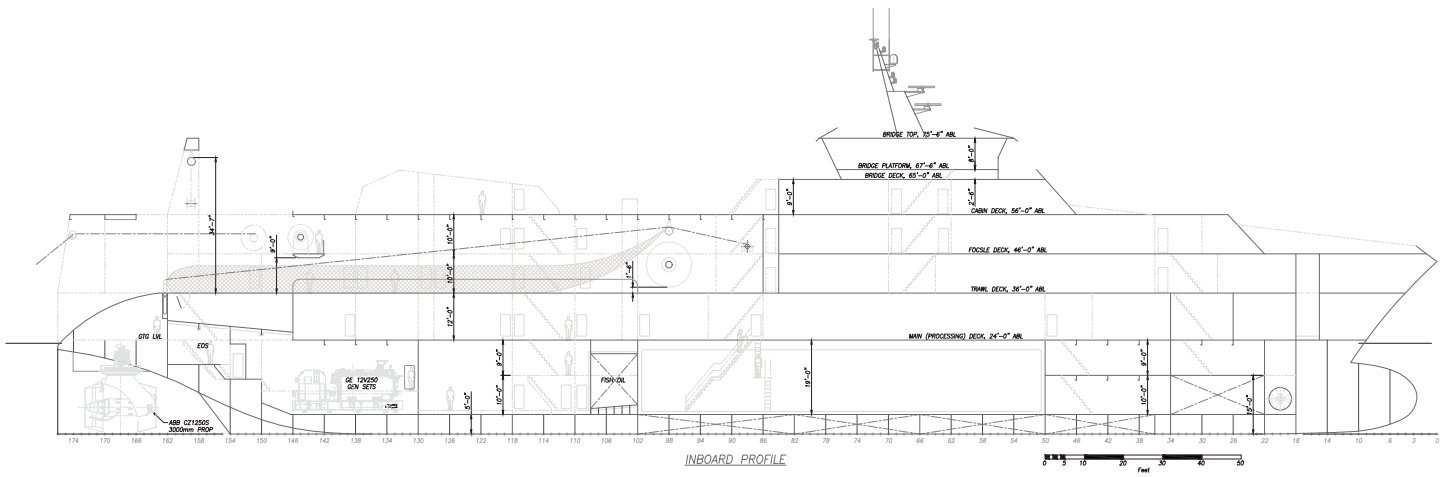
352' Fishing Trawler

Crowley's engineering services team delivers a full range of marine and engineering solutions. This includes detail and conceptual design, shipyard management, and on-site consulting services for all types of marine projects anywhere in the world. Our vessel design and marine engineering services are both extraordinary and cost effective. No matter the size and scope of your marine project, our professionals will help you achieve your objectives in the safest and most efficient manner possible.

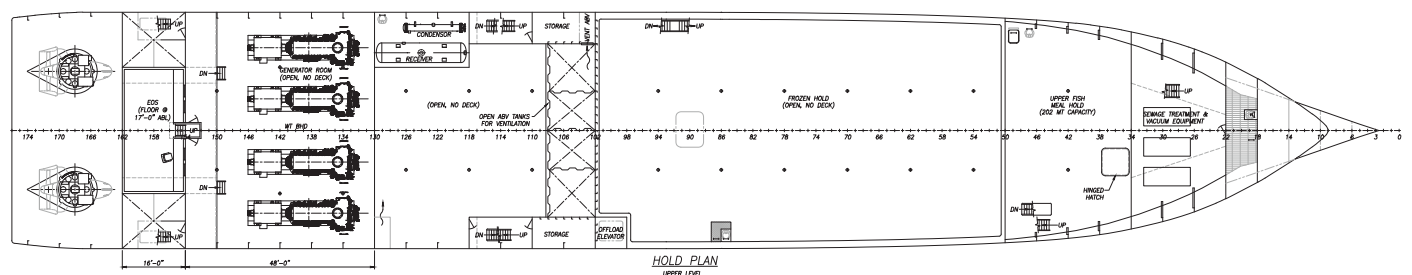
206.332.8090

[crowley.com/vesseldesign](https://www.crowley.com/vesseldesign)

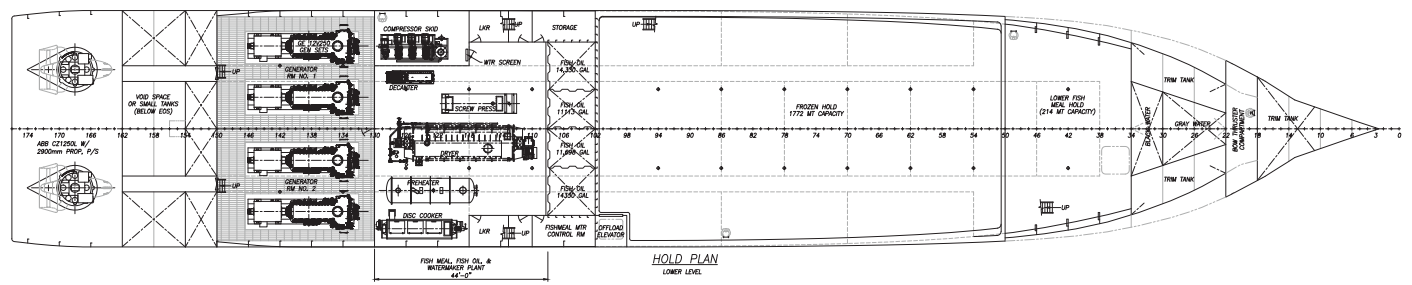
Seattle, WA • Jacksonville, FL



INBOARD PROFILE



HOLD PLAN
UPPER LEVEL



HOLD PLAN
LOWER LEVEL

Vessel Specifications

Overall Dimensions

Length	352'-0"	Hold Capacity	109,300 cu ft (Freezer and fishmeal holds)
Beam	60'-0"	Factory	Yes
Depth	24'-0"	Berths	155