

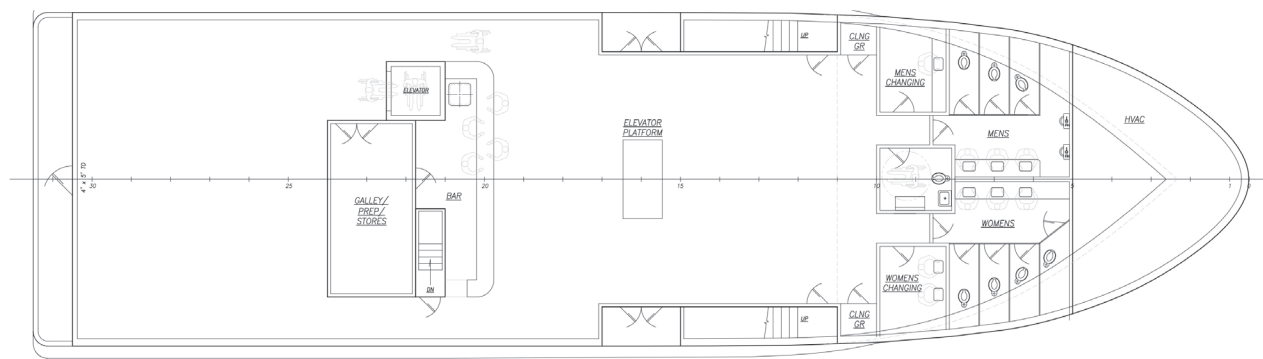
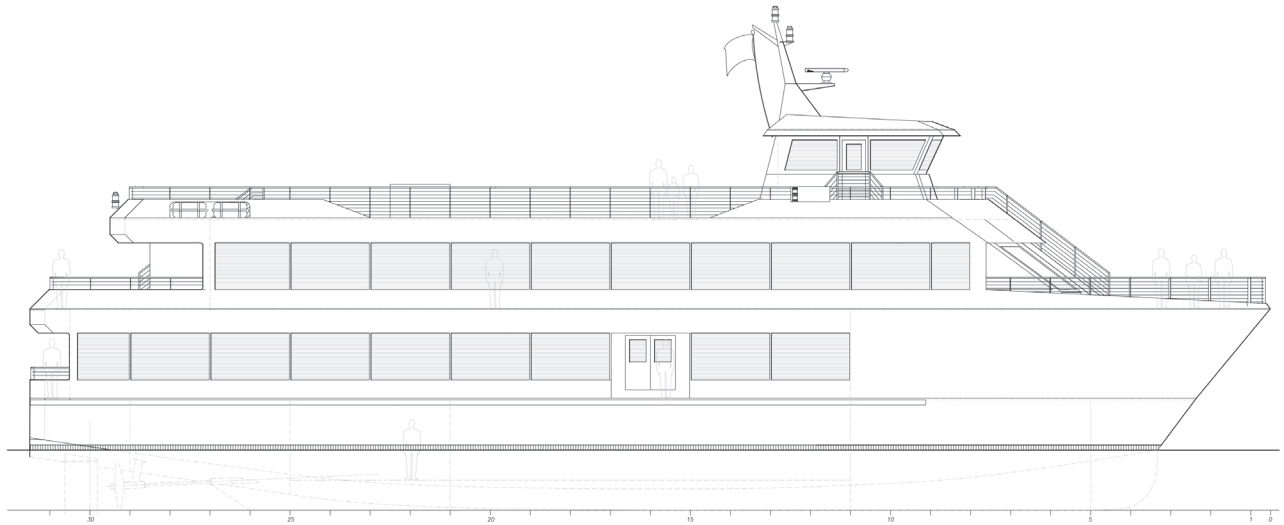


POF-12437

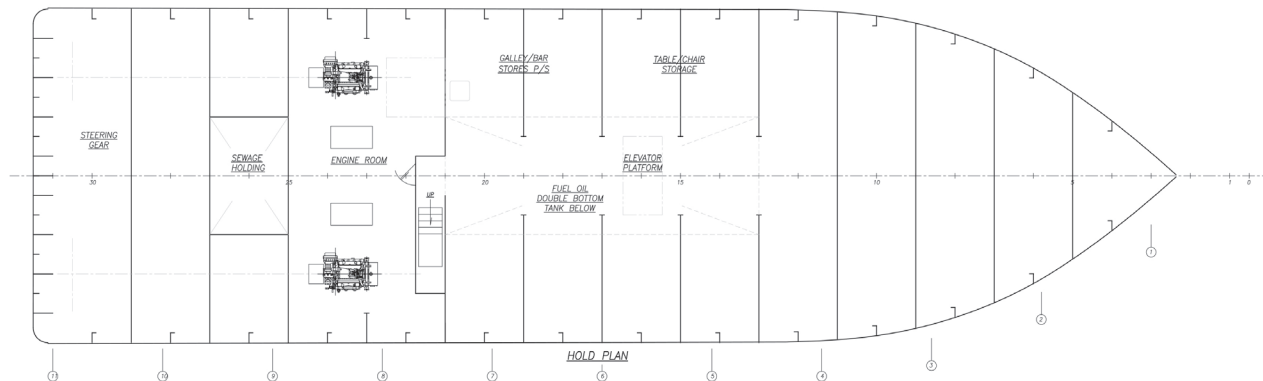
124' Passenger Ferry

Jensen's experience with passenger vessels extends to many different vessel types. Jensen has experience in new passenger vessel design, refurbishing existing vessels, emergency response, and providing support throughout a vessel's life span. Passenger vessels can be designed to a variety of specifications, for a variety of purposes. Jensen has a wealth of knowledge about the regulatory requirements and standards that passenger vessels must meet and the experience to optimize each vessel while maintaining these standards. Whether the intent is function or fun, Jensen has the background to design the ideal vessel.

Crowley's engineering services team delivers a full range of marine and engineering solutions. This includes detail and conceptual design, shipyard management, and on-site consulting services for all types of marine projects anywhere in the world. Our vessel design and marine engineering services are both extraordinary and cost effective. No matter the size and scope of your marine project, our professionals will help you achieve your objectives in the safest and most efficient manner possible.



MAIN DECK PLAN



HOLD PLAN

Vessel Specifications

Overall Dimensions

Length, Molded	124'-0"	Depth, Molded Amidships to Main Deck	11'-0"
Breadth, Molded	34'-0"	Draft, Molded (Approx Max. Loaded)	6'-0"
Breadth, Over Guards	36'-6"	Gross Tonnage, US Reg	<100 GRT